

SERIES FLX CONVEYOR DATA INFORMATION SHEET



Contact Information

Name:

Company:

Address:

City: State/Province: ZIP/Postal Code:

Phone: Fax: Email Address:

Product Information

Product:

Bulk Density:PCF (*pounds per cubic foot*) | Particle Size: " Minimum to..... " Maximum

Maximum Temperature: °F | Moisture Content:%

Angle of Surcharge: °

Special Characteristics: *If other, please specify:*

Application Requirements

Usage: hours/day | Usage: days/year

Capacity:

Construction Material: *If other, please specify:*

Frame Type:

Motor Class: *If other, please specify:*

Voltage: *If other, please specify:*

Options

Zero Speed Switch: Yes No

Plug Switch: Yes No

Belt Alignment Switches: Yes No

Emergency Shut-off Switch: Yes No

Motorized Belt Thumper (to clean belt): Yes No

Special Requests:

SERIES FLX CONVEYOR DATA INFORMATION SHEET



Configuration



Figure 1

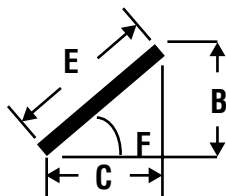


Figure 2

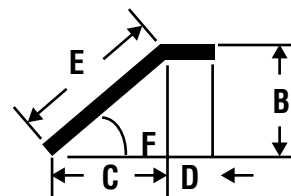


Figure 3

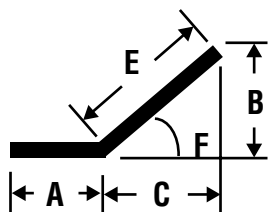


Figure 4

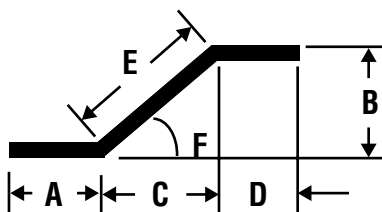


Figure 5

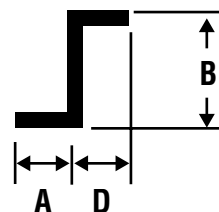


Figure 6

Figure #

Dimensions: A= B= C= D= E= F= Degree

**Please include any layout drawings or specifications that may be available.*