

# SERIES FLX CONVEYOR DATA INFORMATION SHEET



## Contact Information

Name: .....

Company: .....

Address: .....

City: ..... State/Province: ..... ZIP/Postal Code: .....

Phone: ..... Fax: ..... Email Address: .....

## Product Information

Product: .....

Bulk Density: .....PCF (*pounds per cubic foot*) | Particle Size: ..... " Minimum to..... " Maximum

Maximum Temperature: ..... °F | Moisture Content: .....%

Angle of Surcharge: ..... °

Special Characteristics: ..... *If other, please specify:* .....

## Application Requirements

Usage: ..... hours/day | Usage: ..... days/year

Capacity: .....

Construction Material: ..... *If other, please specify:* .....

Frame Type: .....

Motor Class: ..... *If other, please specify:* .....

Voltage: ..... *If other, please specify:* .....

## Options

Zero Speed Switch: Yes No

Plug Switch: Yes No

Belt Alignment Switches: Yes No

Emergency Shut-off Switch: Yes No

Motorized Belt Thumper (to clean belt): Yes No

Special Requests: .....

# SERIES FLX CONVEYOR DATA INFORMATION SHEET



## Configuration



Figure 1

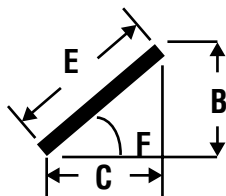


Figure 2

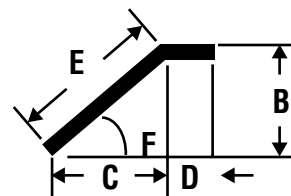


Figure 3

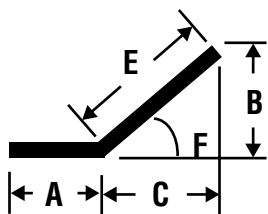


Figure 4

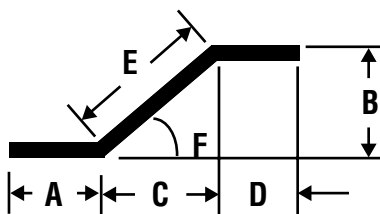


Figure 5

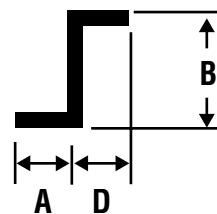


Figure 6

Figure # .....

Dimensions: A= ..... B= ..... C= ..... D= ..... E= ..... F= ..... Degree

*\*Please include any layout drawings or specifications that may be available.*